





















## Top 10 countries en companies

All results are subject to any changes in the results  
The summaries are according the Olympic system: the amount of golden medals defines the position.

Top 10 countries				
Country		Golden medals	Silver Medals	Bronze medal
1. Germany		110	89	104
2. France		100	86	82
3. Belgium		53	71	61
4. Austria		23	12	9
5. Norway		18	22	21
6. The Netherlands		10	16	11
7. Estonia		6	5	0
8. Italy		5	7	6
9. Sweden		3	1	1
10. Denmark		2	2	0

Top 10 companies				
Company		Golden medals	Silver Medals	Bronze medal
1. Association Veolia Sport		44	40	35
2. Commerzbank AG		34	10	12
3. Universiteit Gent		24 (NEW!)	35 (NEW!)	24 (NEW!)
4. Dassault sports		17	9	13
5. DNB BIL		13	15	13
6. Kultur- und Sportvereinigung Energie Wien		13	4	1
7. SG Stern Stuttgart		11	6	16
8. AS Orange Cesson		10	8	4
9. Association Sportive de l'IGN		7	6	3
10. Swedbank		6	5	0